

EF 107 XSafe

Self Contained Ice Machine 130 kg

Item #:
Project:
Quantity:



FEATURES

- Produces granular shape ice flakes, 80% hardness.
- Electronically controlled operation, with self-diagnostic functions with external alarm lights providing operational information for early alert and fast diagnosis of operating issues.
- External Components constructed from corrosion-resistant stainless steel crafted for optimal aesthetic appeal through superior fit and finish.
- Ergonomically convenient, slanted & disappearing storage bin door.
- Front access for easier maintenance.
- Front-in, front-out airflow allows for built-in installations.
- PWD - Progressive Water Discharge: pumps excess residual water up to a distance of 15 meters.
- XSafe: natural sanitation system, integrated inside the ice maker and operating automatically 24/7 to keep equipment clean & safe.



EF 107
Flake ice
Residual water content 25%

CONDENSING SYSTEM

Air cooled

REFRIGERANT GAS

R290

VOLTAGE V/Hz/ph

230/50/1

INTERNAL BIN CAPACITY

30 kg

CERTIFICATIONS



OPERATING REQUIREMENTS

	Minimum	Maximum
Air temperature	10	43
Water temperature	5	38
Water pressure	1 bar (14 psi)	5 bar (70 psi)
Electrical voltage	-10%	+10%

IMPORTANT NOTICE:
Models and specifications are subject to change without notice.
This spec sheet is meant for commercial purpose only.
For technical documentation please refer to our service manuals.

www.scotsman-ice.it
www.scotsman-ice.com

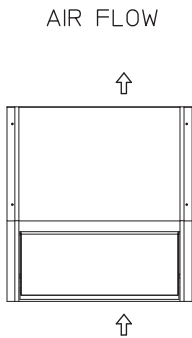
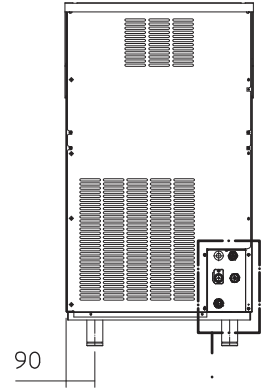
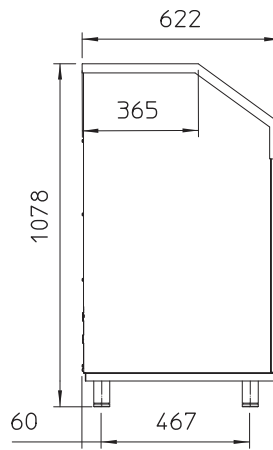
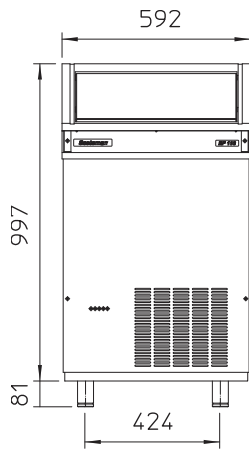
Self Contained Ice Machine 130 kg

EF 107 XSafe

Self Contained Ice Machine 130 kg

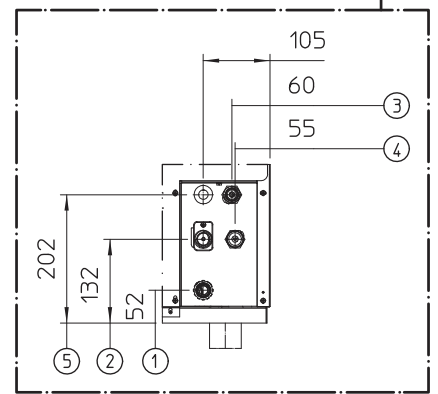
Item #:
Project:
Quantity:

Self Contained Ice Machine 130 kg



UNIT OF MEASUREMENT: mm

1. 13/16" WATER OUTLET
2. 3/4" GAS - WATER INLET
3. 3/4" GAS - WATER OUTLET
WATER COOLED UNIT ONLY
4. 3/4" GAS - WATER INLET
WATER COOLED UNIT ONLY
5. CORD SET



UNIT DATA		SHIPPING DATA									
Size (W x D x H)	592 x 622 x 1078 mm	Carton (W x D x H)	670 x 690 x 1180 mm								
Net weight	68 kg	Weight	76 kg								
		24 h ice production kg °C Amb. / °C Water			Energy consumption (*)		Water usage (*)	Instant power	Compressor	Circuit wires	Max. fuse size
Version	Voltage	10°C/10°C	21°C/10°C	32°C/21°C	kWh/100 kg	kWh/24h	l/h	W	W	No. x Ømm²	A
EF 107 AS	230/50/1	130	126	102	8.4	9	4.5	400	1000	3 x 1.5	10

(*) Data refer to 32°C Amb. / 21°C Water temperature conditions